


Do you believe in
miracles?

Fun things you can do with these seeds:


- Plant inside or outside and watch the seeds grow into flowers.
- Take a picture of your miracle planting and tending their garden and post on Facebook with [#wearechildrenshoi](#)
- Go online to get free coloring sheets and garden labels at [wearechildrenshoi.org](#)



We believe in YOU!

Just like flowers,
sometimes children
need a little extra
help as they grow.


Never forget that
YOU are a miracle!



Watch me grow!

Visit wearechildrenshoi.org to download fun projects.

FORGET ME NOT
FLOWER SEEDS



Watch me grow!

TINY BLUE BLOSSOMS



Planting Instructions:



These Forget Me Nots are a lot like your Miracle Kid!

For now, they need a nice warm bed.
So, grow them inside when it's cold out!

They need plenty to eat and drink. But not too much,
just keep the soil moist and fertilize 1-2 times a year.

They thrive just about anywhere. Like your kids,
put them wherever you want a bright spot.

They'll get bigger! They grow tall (12"-24")

They'll get better! Over time, they'll fill
space with their pretty flowers.

And when you look at them,
you'll remember how they got there, and smile.



Do you believe in miracles?



Meet Molly Porth

born without a pulmonary artery and two holes in her heart



For more patient stories, [click here](#). Or check us out on [Facebook](#) and [Twitter](#)!

Coloring Sheet 1

Coloring Sheet 2

Garden Sign



Please [subscribe](#) to receive our monthly newsletter.





Directions for your plant tag:

- 1) Cut out the plant tag on the left along the dotted line.
- 2) Attach with tape to a straw or popsicle stick. Cut straw to desired length.
- 3) Stick in the soil next to where you planted your seeds. See example below.

